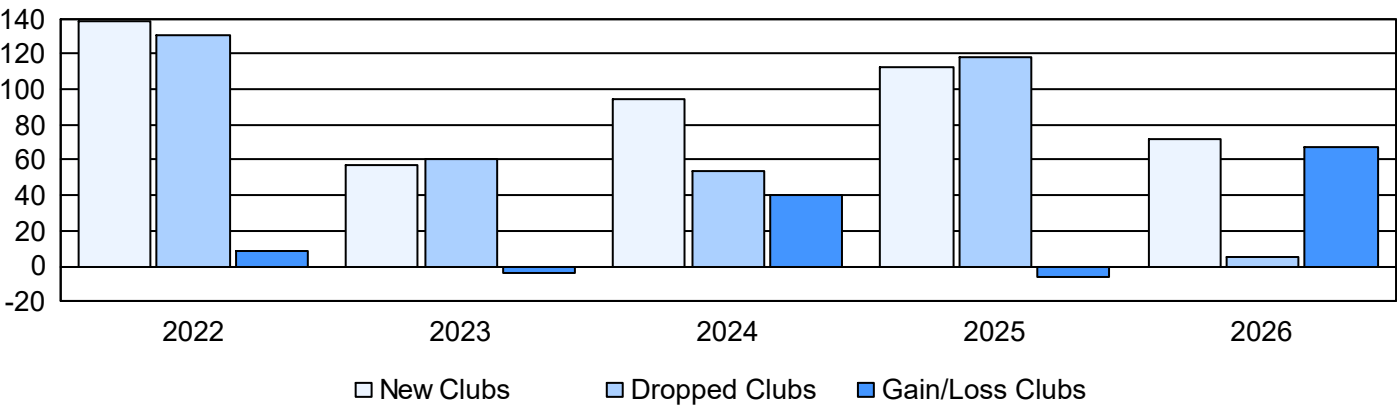
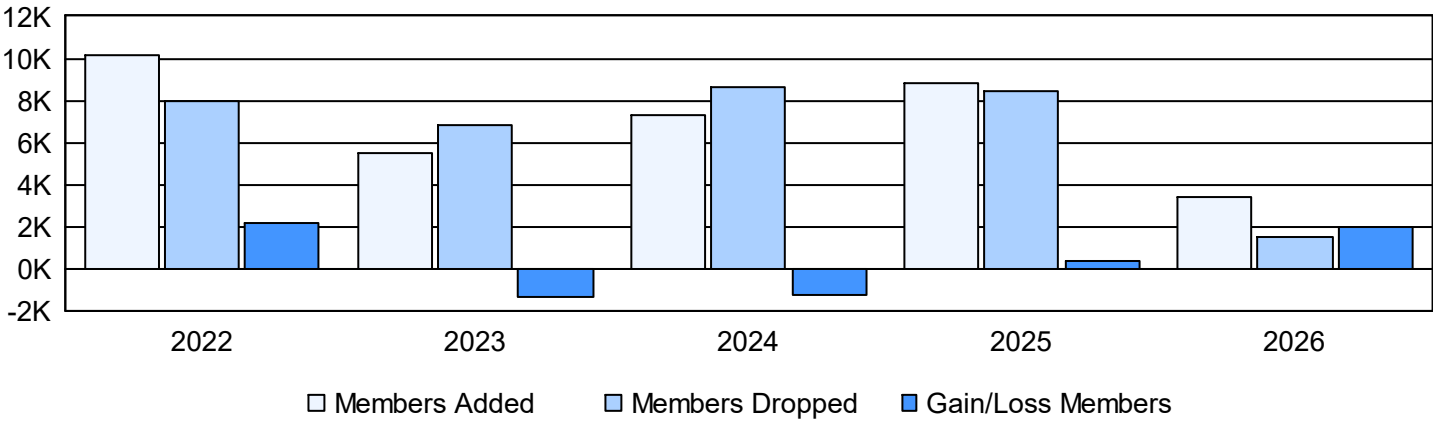


Year	New Clubs	Dropped Clubs	Gain/ Loss Clubs	New Members	Charter Members	Reinstate Members	Transfer Members	Total Member Added	Total Members Dropped	Gain/ Loss Members
2021-2022	139	131	8	5,415	3,739	740	233	10,127	7,976	2,151
2022-2023	57	61	-4	3,015	1,804	441	214	5,474	6,828	-1,354
2023-2024	94	54	40	3,638	2,478	878	330	7,324	8,595	-1,271
2024-2025	112	118	-6	4,215	2,664	1,423	489	8,791	8,424	367
2025-2026	72	5	67	1,412	1,672	204	97	3,385	1,454	1,931
Average	95	74	21	3,539	2,471	737	273	7,020	6,655	365

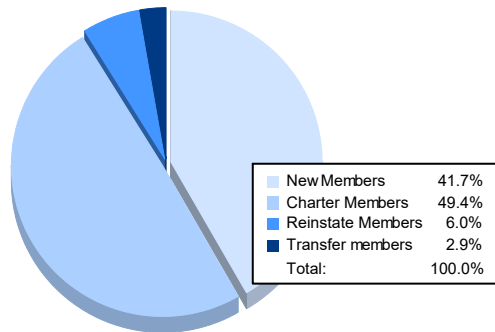
Clubs



Members



Membership Composition September 2025 Cumulative



Gender Composition September 2025 Cumulative

